



loulé concelho
Global
Sustentabilidade.
Ação. Futuro.


LINHA OPC

AVARIAS / ASSISTANCE

800 200 289



Bem-vindo à nova era da mobilidade.
Welcome to the new mobility era.




Carregue com Boa Energia.

Charge with Good Energy.





Loulé Concelho Global Empresa Certificada

INSTRUCTIONS FOR USE


- 


1 CHECK PAYMENT TERMS
View on display or in the charging station information
- CONNECTING THE POWER CABLE TO THE VEHICLE**
Plug the power cable into your electric vehicle socket




2
- 


3 ACTIVATE THE CHARGING STATION
Approach the access card to the reader and wait for the indication to connect the power cable
- CONNECTING THE POWER CABLE TO THE CHARGING STATION**
Plug the power cable to the power charging station socket



4
- 

5 WAIT FOR THE ELECTRIC VEHICLE TO CHARGE
- FINISH CHARGING**
Approach the access card to the reader indicated and wait for the end of the charging operation to be indicated



6
- 

7 UNPLUG THE POWER CABLE
Disconnect the power cable plugs from the charging station socket and from the vehicle socket.

WHEN FINISHED, REMOVE YOUR CAR

MAKE THIS PLACE RESERVED AVAILABLE

EMERGENCY CUT OFF

in case of an accident, activate the power cut-off button located next to the charging station

ENTITIES

CHARGING STATION OPERATOR (OPC)
Name: Loulé Concelho Global, SA
Licence n°: 40
Address: Rua José Afonso, lote 61, R/C, 8100-592 Loulé
Phone: 289 401 080

CHARGING STATION MANAGEMENT ENTITY
Name: MOBI.E
Address: Av. Eng.º Duarte Pacheco, nº 19, 6º, 1070-100 Lisboa

LICENSING ENTITY
Name: DGEG
Address: Av. 5 de Outubro, nº 208, 1069-203 Lisboa

REGULATORY ENTITY
Name: ERSE
Address: Rua D. Cristóvão da Gama, 1 - 3º, 1400-113 Lisboa

SUPERVISORY ENTITY
Name: ENSE
Address: Estr. do Paço do Lumiar, Campus do Lumiar, Ed. D, 1º, 1649-038 Lisboa